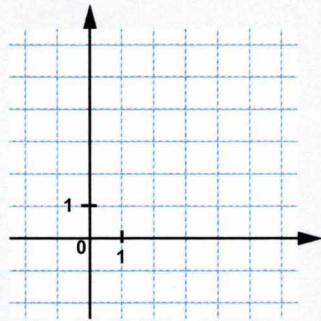
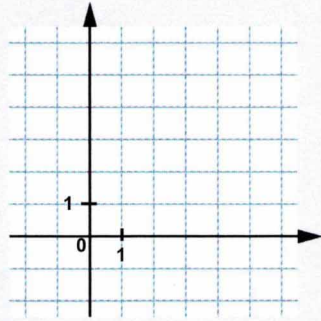
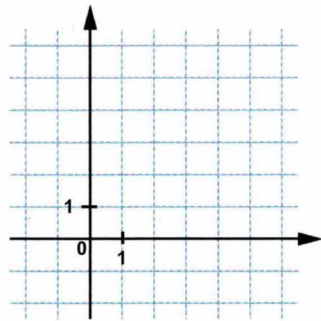


**Graph****Wertetabelle****Gleichung****Steigung**

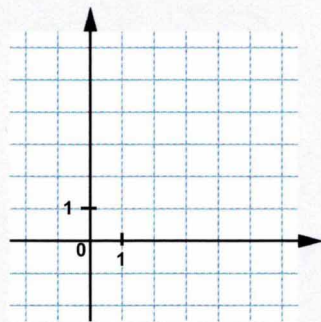
x	-3	-2	-1	0	1	2	3
y	-11	-8	-5	-2	1	4	7



x	-3	-2	-1	0	1	2	3
y	6	4	2	0	-2	-4	-6



x	-3	-2	-1	0	1	2	3
y	7	5	3	1	-1	-3	-5



x	-2	-1	0	1	2	3	4
y	-4	-2	-0	2	4	6	8